FLEX BOARD (W/BU CONNECTOR) : OUT_P<3..0>
FLEX BOARD (MIDDLE PCB) : OUT_P<7..4>
FLEX BOARD (FAR PCB) : OUT_P<11..8>

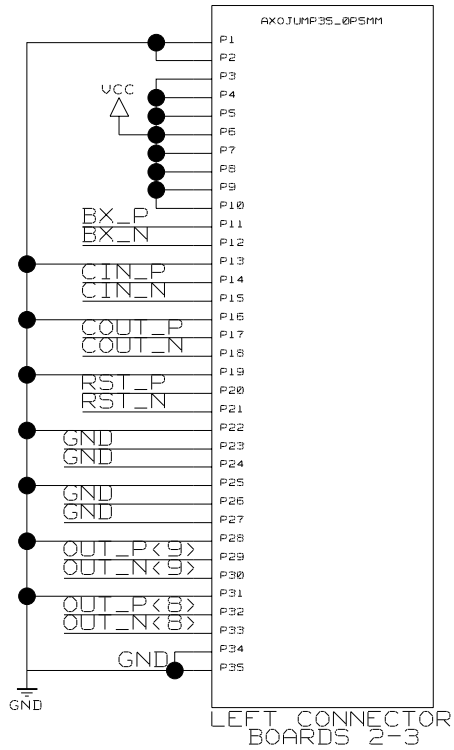

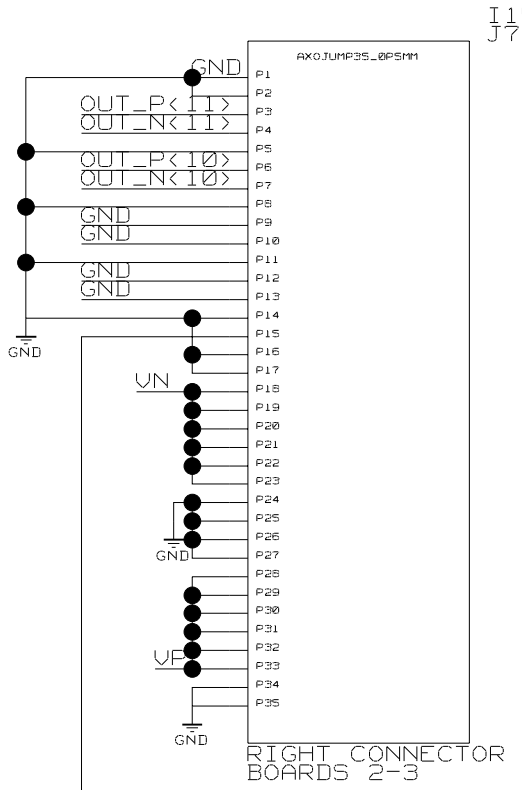

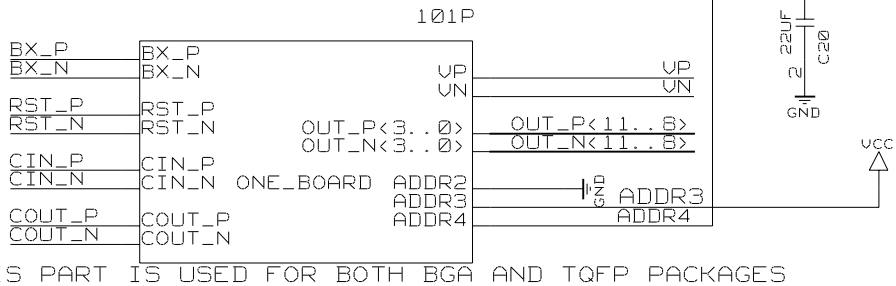

THIS PART IS USED FOR BOTH BGA AND TQFP PACKAGES

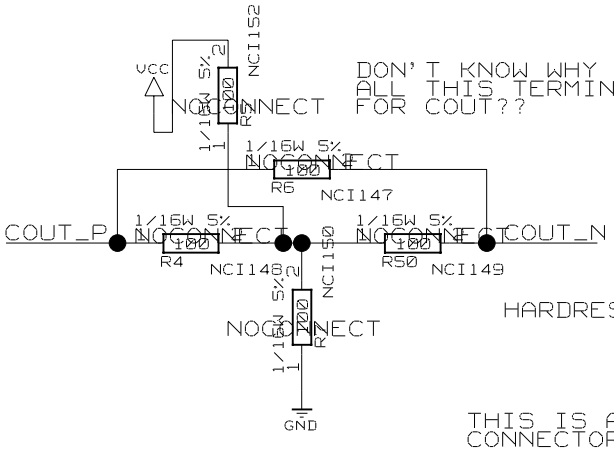

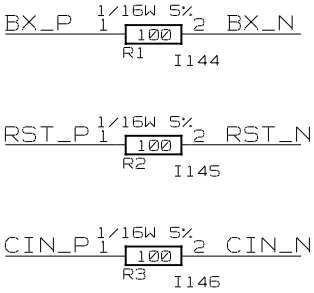

HARDRESET IS FLIPPED FOR DSM DTMROC02

THIS IS A 64 CHANNEL BOARD WITH ADDITIONAL CONNECTORS TO JUMPER 3 BOARD TOGETHER.

EDMS REF:X	VERSION:X	PCB:X	SYSTEM:X	DRAWING
REF:	TITLE: DTMROCBGA3BRD3 BOARD 3			
CERN IT/CE DIV. 1211 GENEVA 23 SWITZERLAND	ABBREV: DTMROCBGA3BRD3		PAGE: 1/3	
	LAST_MODIFIED=Fri Sep 26 12:08:01 2003			
	DESSIN: MMANDL	ETUDE: MMANDL	DATE:	


J2
50P
J4
56P
ALONG Z-DIRECIONT OF ASD BOARD (SHAPER 0 AND 1)
ALONG Z-DIRECTION OF ASD BOARD (SHAPER 2 AND 3)
AXN050H
91P
98P
99P
IN_P(15..0)
IN_N(15..0)
ONE_DTMROC
CONNECT TO VIA
ADD VIA3
ADD VIA3
NODE AT 0.6V
EDMS REF: X
VERSION: X
PCB: X
SYSTEM: X
DRAWING
REF:
TITLE: ONE_BOARD
DIV.
1211 GENEVA 23
SWITZERLAND
ABBREV: ONE_BOARD
PAGE: 2/3
LAST_MODIFIED=Fri Sep 26 11:44:43 2003
DESSIN: MMANDL
ETUDE: MMANDL
DATE:

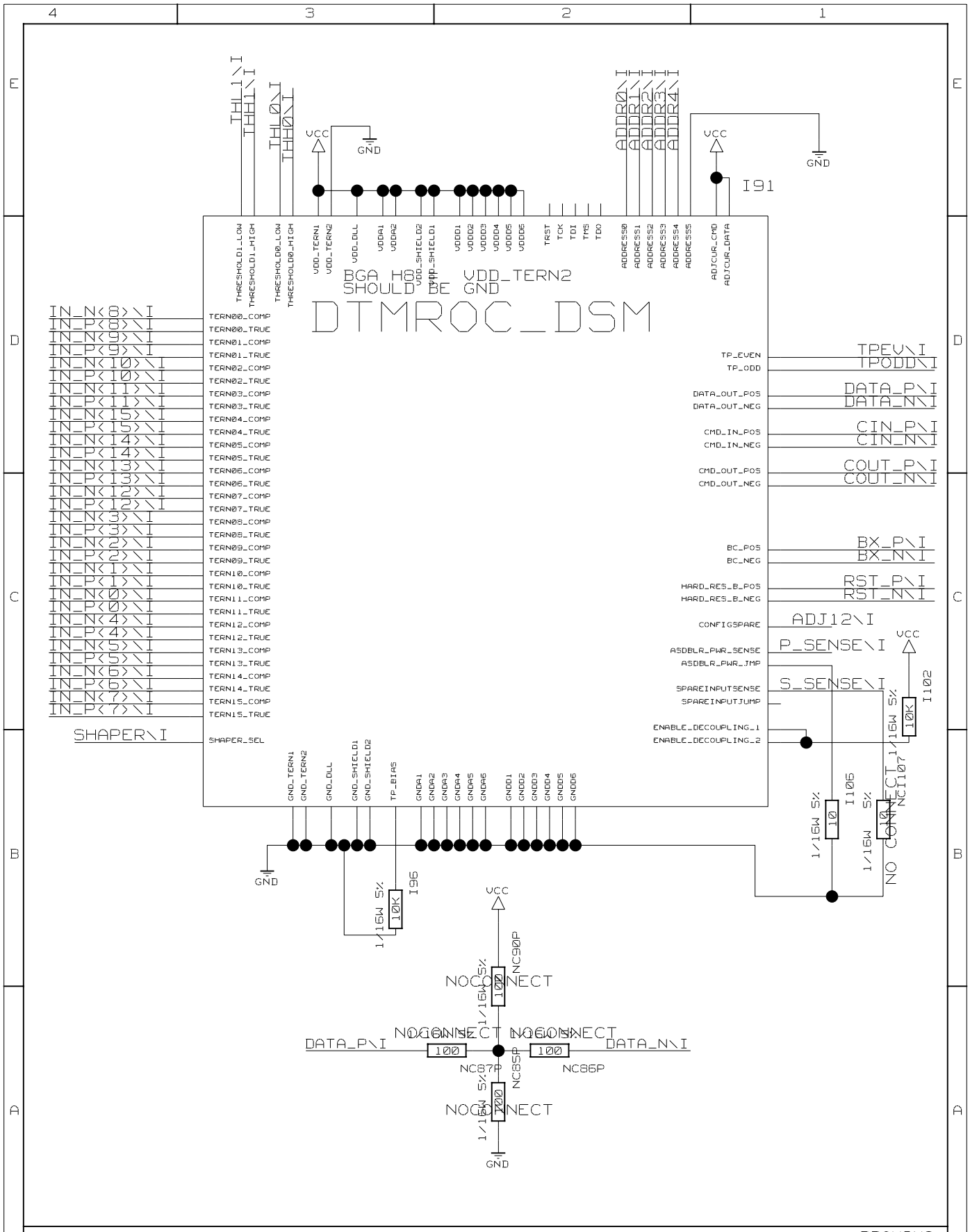

EDMS REF:X	VERSION:X	PCB:X	SYSTEM:X	DRAWING
REF:	TITLE: ONE_DTMROC			
CERN IT/CE DIV. 1211 GENEVA 23 SWITZERLAND	ABBREV: ONE_DTMROC		PAGE: 3/3	
	LAST_MODIFIED=Fri Sep 26 11:44:47 2003			
	DESSIN: MMANDL	ETUDE: MMANDL	DATE:	